

**FOR TITHES & OFFERINGS:**



Alternatively, you can do a bank transfer to

**OCBC BANK 591-017116001**

There are two different accounts for auditing and accounting purposes.  
Please ensure that you transfer your contribution to the correct account.

**FOR CLIP CONTRIBUTIONS:**



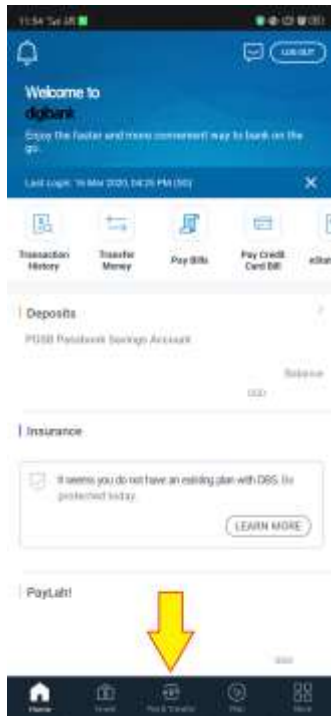
Alternatively, you can do a bank transfer to

**OCBC BANK 712-614957001**

## POSB / DBS iBANKING MOBILE APP:

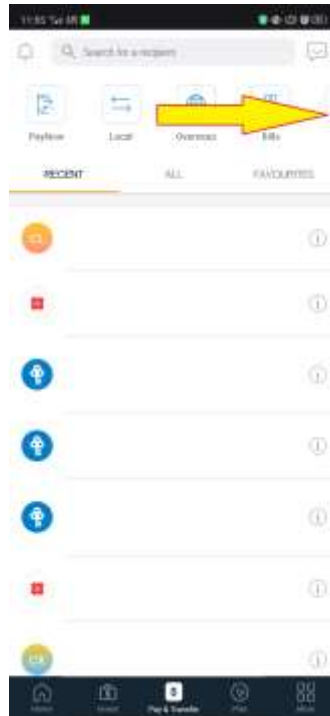
### STEP 1:

At the main landing page, click on PAY & TRANSFER.



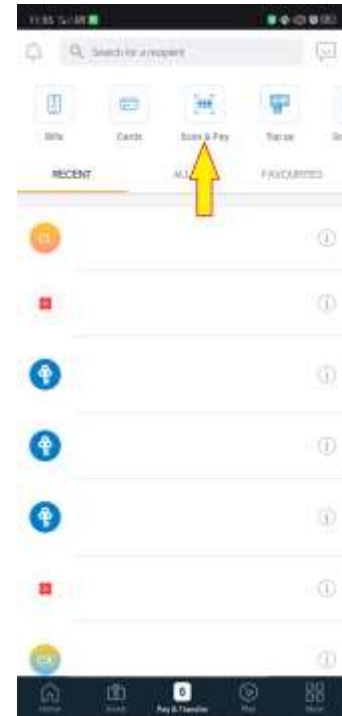
### STEP 2:

Slide the top menu to the left until SCAN & PAY appears



### Step 3:

Click on the SCAN & PAY icon.



### STEP 4:

Scan the correct QR code, either on tithes & offering or for CLIP.



### STEP 2:

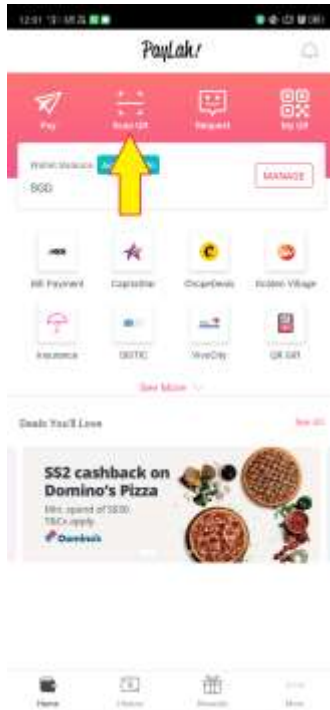
Ensure that the reference shows the correct account that you are sending to.



## POSB / DBS PAYLAH MOBILE APP:

### STEP 1:

At the main landing page, click on SCAN QR.



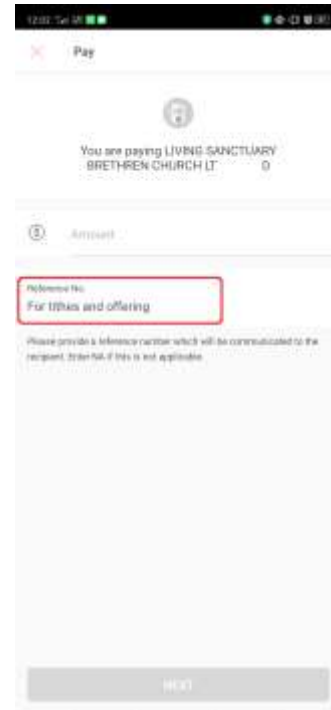
### STEP 2:

Scan the correct QR code, either on tithes & offering or for CLIP.



### Step 3:

Ensure that the reference shows the correct account that you are sending to.



## OCBC PAYANYONE MOBILE APP:

### STEP 1:

At the main landing page, Scan the correct QR code, either for tithes & offering or for CLIP.



### STEP 2:

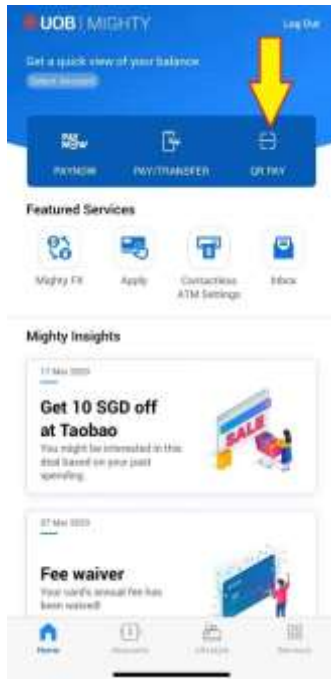
Ensure that the reference shows the correct account that you are sending to.



## UOB iBANKING MOBILE APP:

### STEP 1:

At the main landing page, click on SCAN QR.



### STEP 2:

Scan the correct QR code, either on tithes & offering or for CLIP.



### Step 3:

Ensure that the reference shows the correct account that you are sending to.

